





MAXUS
ELECTRIC VEHICLES



MAXUS eDeliver 9

Transforming Commercial Transportation



VIEW WEBSITE

EFFORTLESS EFFICIENCY FOR MODERN FLEETS

The eDeliver 9 is the future of the transportation industry, featuring advanced battery options and cooling methods that significantly reduce charging time, extend battery life, and enhance operating range.

This electric commercial vehicle offers fast charging capabilities and is designed with extra space, incorporating luxury features as standard.

Enjoy maximum storage space with convenient access via a sliding door, while intelligent space design creates a pleasant and organised work environment.

BUILT FOR URBAN DELIVERY



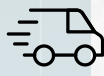
3
SEATS



1200kg
MAXIMUM
PAYLOAD



750kg
TOWING
CAPACITY
(BRAKED TRAILER)



95 km/h
MAX SPEED



12.3m³
CARGO
VOLUME

WLTP CITY RANGE 369-407 km
WLTP COMBINED RANGE 288-318 km



ELECTRIFYING PERFORMANCE

Motor Specs

Rated/Peak Power	70/170kW
Rated/Peak Torque	170/330 N.m
0-50km/h	7.0 (sec)
0-100km/h	22 (sec)

Charge Time

10% - 80% DC	51min/90kw
5% - 100% AC	9.3h/11kw (S) 5.2h/22kw (O)

Battery Specs

Battery Capacity	88kWh
Energy Consumption	30.6 - 33.7kWh/100km



STANDARD EQUIPMENT



Comfort and Convenience:

- Automatic emergency braking system
- Lane departure warning & lane keeping assist
- Blind spot detection & warning systems
- Full-speed adaptive cruise control (ACC)
- Driver monitor system
- Heated front seats
- 12.3" touch screen with smartphone integration
- Keyless start with smart keys
- LED headlights and tail lights
- Rear trailer tow interface
- Single sliding door for easy access
- Power heated exterior mirrors
- Adjustable overspeed warning
- Anti-glare interior mirror
- Automatic air conditioner



Safety:

- Tyre pressure monitoring system
- 6 airbags (front, side, curtain) for driver & front passengers
- Safety belt reminder
- Rear view camera
- 360 camera
- Front radar
- Rear radar



**VISIT OUR
WEBSITE**

<https://maxus.co.za>



VIEW WEBSITE

STANDARD EQUIPMENT

continued



Lights:

- LED Headlights
- LED Tail Lights
- Front & Rear Fog Lights



Additional Features:

- Power Side Step
- Roof Rack Mounting Points
- Rear Trailer Tow Interface with Controller



*Standard specifications may vary from the list above, depending on the vehicle model.

Images shown in this brochure are for illustration purposes only. Actual vehicles may differ and are subject to change. Specifications, standard equipment, options, fabrics and colours are subject to change without notice. Some features may be unavailable when your vehicle is built. Some vehicles are pictured with options that may be available at extra cost or may not be available on certain models. Ask about availability of options and verify that the vehicle you ordered includes the equipment you ordered.

VISIT OUR WEBSITE

<https://maxus.co.za>




VIEW WEBSITE

DETAILED SPECIFICATIONS

	MAXUS eDELIVER 9	
WEIGHTS & PAYLOAD	GVW (kg)	4250
	CVW (kg)	2780
	Payload GVW-CVW(kg)	1470
	GVW axle load: front/rear(kg)	1760/2490
	Max axle lead: front/rear(kg)	1950/2760
	GTM (kg)	5000
	Towing capacity (Braked/Unbraked)(kg)	2000/750
POWER, DRIVING & STEERING	Driving wheel	RWD
	Max speed (km/h)	95
	Min turning diameter (m)	14.1±1
	Approach angle/departure angle (CVW)(°)	19.5/20.3
	Approach angle/departure angle (GVW)(°)	17.0/14.6
	Tyre	235/65R16
DIMENSIONS & CAPACITIES	Number of seats	3
	Sliding door	Single
	Rear Wheels	Single

VISIT OUR WEBSITE

<https://maxus.co.za>



VIEW WEBSITE

DIMENSIONS & CAPACITIES	Overall length (mm)	5940
	Overall width (mm)	2062
	Overall height (mm)	2770
	Wheel base (mm)	3760
	Loadspace length (mm)	3413
	Loadspace width (mm)	1800
	Loadspace height (mm)	2019
	Max loadspace width between wheel arches (mm)	1366
	Slide door width (mm)	1269
	Slide door height (mm)	1570
	Ground clearance of the front axle (mm)	178
	Ground clearance of the rear axle (mm)	144
	Ground clearance between axles (mm)	144
BATTERY & CHARGING	Battery thermal management: liquid cooling & liquid heating	S
	11kw AC charger	S
	22kw AC charger	O
	Charging wire: Mode 3, Three-Phase	S
RANGE	Range WLTC combined (km)*	288-318
	Range WLTC city (km)*	369-407

**VISIT OUR
WEBSITE**

<https://maxus.co.za>



VIEW WEBSITE